



Reactions of uranium nitride with platinum-family metals

Masayoshi Uno, Ken Kurosaki ^{*}, Akira Nakamura

Department of Nuclear Engineering, Faculty of Engineering, Osaka University, Yamadaoka 2-1, Suita, Osaka 565, Japan

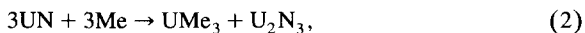
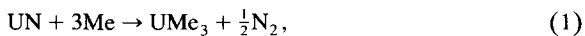
Abstract

The reaction behavior of uranium nitrides with Ru, Rh, Pd at temperatures from 873 to 1673 K at nitrogen pressures from vacuum ($\sim 10^{-2}$ Pa) to 1 atm was examined by X-ray diffraction method and SEM, EDXA analysis. The reactions between UN and Ru and between UN and Rh with the molar ratio of 1:3 produced URu_3 and URh_3 as intermetallic compounds, respectively. In the reaction between UN and Pd, an unidentified product was formed in addition to UPd_3 . The pure unidentified compound was obtained when the mixtures of UPd_3 and Pd containing U from 18 to 20 at.% were heated at 1273 K in vacuum. Therefore it can be concluded that the UPd_4 phase with Cu_3Au type structure is formed in addition to UPd_3 during the reaction of UN with Pd. © 1997 Elsevier Science B.V.

1. Introduction

Uranium mononitride (UN) is a potential advanced reactor fuel because of its many desirable properties, e.g., high melting point, high fuel density, and high thermal conductivity in comparison with uranium dioxide. In order to utilize UN as the nuclear fuel, it is necessary to know the behavior of the fission products during the irradiation because it may give large influences on physical and chemical properties of the fuel.

The platinum-family metal fission products have high fission yields, and are reactive and form solid solutions and intermetallic compounds with other fission products, fuel and cladding components. In the oxide fuel, platinum-family metals form mainly intermetallic compounds with Mo or Tc as the white metallic inclusion. However, in the nitride fuel, platinum-family metals react with UN and form intermetallic compounds of the type UMe_3 (where Me = Ru, Rh, Pd) in accordance with the following equations [1]:



where Eq. (1) takes place in the hot central region of the fuel ($T = 1800$ K, $PN_2 = 10^{-2}$ atm), whereas Eq. (2) occurs in the colder outer part of the fuel ($T = 1200$ K, $PN_2 = 10^{-2}$ atm). Such intermetallic compounds may melt in the fuel and react with cladding materials [2].

Several studies on the reaction behavior of uranium metal and platinum-family metals, e.g., on the Gibbs free energy of formation or other thermodynamics data, have been made [3–6]. But the reaction behavior between UN and platinum-family metals has been scarcely reported. In the present study, the reactions of UN with Ru, Rh or Pd at several different nitrogen pressures and temperatures were carried out and the products were identified by X-ray diffraction and electron probe microanalysis (EPMA).

2. Experimental

UN was supplied by Mitsubishi Material. In the X-ray diffraction pattern of UN, the trace of UO_2 was observed. Ru, Rh and Pd powder with the purity more than 99.9% were obtained from Nakarai Tesque. The starting materials containing UN and Me with the desired molar ratio were pressed into pellets at 600 kg/cm^2 and heated in an electric furnace at temperatures from 873 to 1673 K under the nitrogen pressures from vacuum ($\sim 10^{-2}$ Pa) to 1 atm.

^{*} Corresponding author. Tel.: +81-6 879 7906; fax: +81-6 875 5696; e-mail: kken@galaxy.nucl.eng.osaka-u.ac.jp.

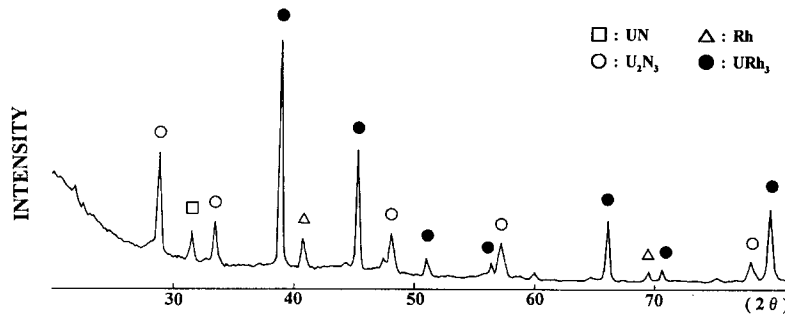


Fig. 1. X-ray diffraction pattern of the product in run No. 1-6.

The nitrogen pressure except for vacuum was controlled by Baratron type 122A supplied by MKS Japan.

The reaction products were identified by X-ray diffraction. The X-ray diffraction was performed at room temperature with Cu-K α radiation on a Rigaku Rad r-A diffractometer equipped with a curved graphite monochromator.

The distribution of elements in the reaction products was investigated by EPMA using Topkon MINI-SEM 100 and Horiba EMAX-8000 units.

3. Results and discussion

3.1. The reaction behavior between UN and Ru and between UN and Rh

The experimental conditions and the results of a series of reactions between UN and Rh with the molar ratio of 1:3 are shown in Table 1. The X-ray diffraction pattern for the product of Run No. 1-6 is shown in Fig. 1. In this figure, it is seen that URh₃ is formed, but the peaks of UN, Rh and U₂N₃ are also observed. SEM (scanning electron microscope) and EDXA for this product shown in Fig. 2 exhibit three distinct areas. In one area U and Rh coexist, in one area only Rh exists, and in the other area only U exists. This corresponds to the results from the X-ray diffraction pattern.

The results of the X-ray diffraction and EDXA analyses for the reaction products obtained from UN and Ru and UN and Rh with the molar ratio of 1:3 are summarized in




Fig. 2. The representation of SEM and EDXA for the product in run No. 1-6.

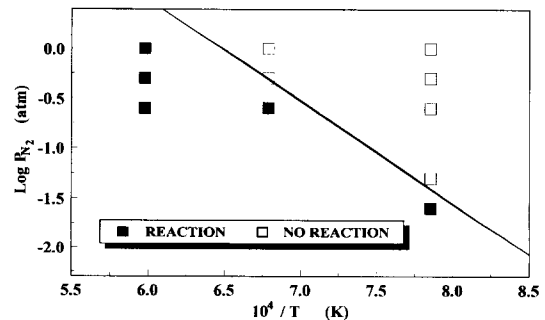


Fig. 3. Effect of nitrogen pressure on URu₃ formation as a function of temperature.

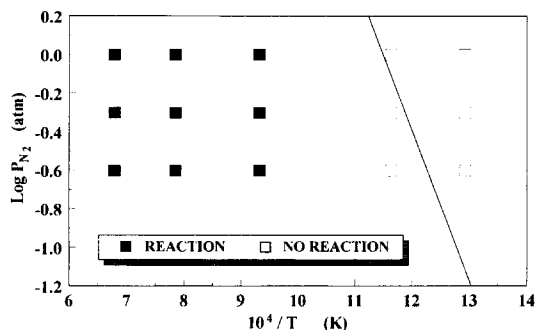
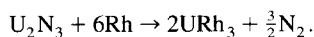
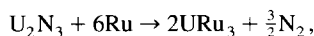


Fig. 4. Effect of nitrogen pressure on URh_3 formation as a function of temperature.

Figs. 3 and 4, respectively, with the equilibrium curves for the reactions [7]



In these figures, the closed square shows the formation and the open square shows the absence of URu_3 or URh_3 in the product. In the region below the equilibrium curve URu_3 or URh_3 is stable. Obviously URu_3 and URh_3 are formed in the thermodynamically stable region, although

Table 1

Experimental conditions and identification of the products of the reactions between UN and Rh

Run No.	Pressure (atm)	Temperature (K)	Products	Residues
1-1	vacuum	873		UN Rh
1-2	vacuum	1073	URh_3	UN Rh
1-3	vacuum	1273	URh_3	UN Rh
1-4	0.25	873		UN Rh
1-5	0.25	1073	URh_3 U_2N_3	UN Rh
1-6	0.25	1273	URh_3 U_2N_3	UN Rh
1-7	0.25	1473	URh_3 U_2N_3	UN Rh
1-8	0.5	873		UN Rh
1-9	0.5	1073	URh_3 U_2N_3	Rh
1-10	0.5	1273	URh_3 U_2N_3	Rh
1-11	0.5	1473	URh_3 U_2N_3	Rh
1-12	N_2 -flow	873	U_2N_3	Rh
1-13	N_2 -flow	1073	URh_3 U_2N_3	Rh
1-14	N_2 -flow	1273	URh_3 U_2N_3	Rh
1-15	N_2 -flow	1473	URh_3 U_2N_3	Rh

URh_3 was not produced below 1073 K. This is because the reaction rate of UN and Rh is very low at low temperatures. The intermetallic compounds except for the UMe_3

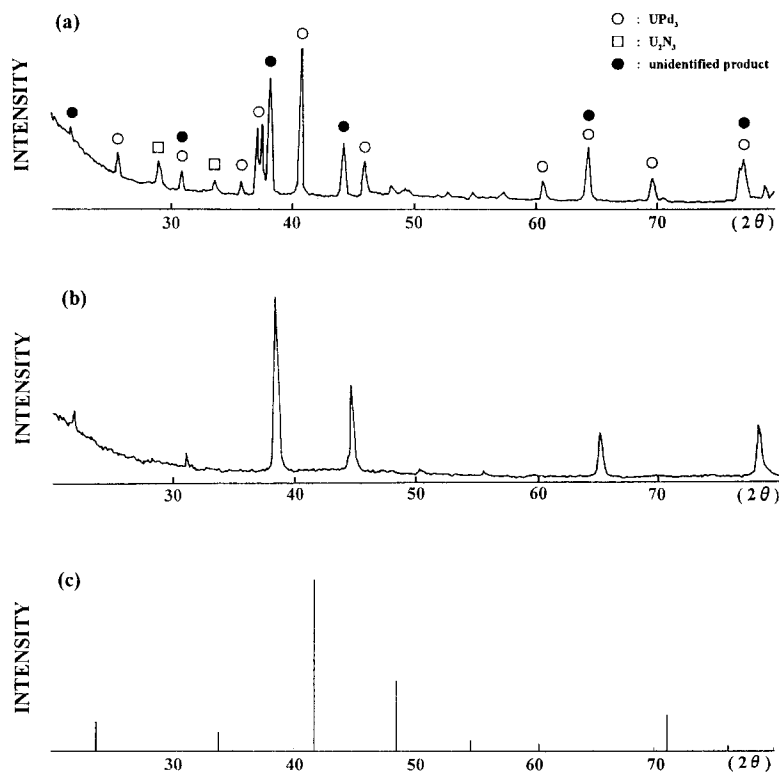


Fig. 5. (a) X-ray diffraction pattern for the product in run No. 2-14. (b) X-ray diffraction pattern for the product in run No. 3-7. (c) Simulated X-ray diffraction pattern for Cu_3Au .

Table 2
Experimental conditions and identification of the products of the reactions between UN and Pd

Run No.	Pressure (atm)	Temperature (K)	Products	Residues
2-1	vacuum	1173	UPd ₃ U ₂ N ₃ ?	UN
2-2	vacuum	1273	UPd ₃	?
2-3	vacuum	1673	UPd ₃	
2-4	0.25	1173	U ₂ N ₃	?
2-5	0.25	1273	UPd ₃ U ₂ N ₃	?
2-6	0.25	1673	UPd ₃	
2-7	0.5	1173	U ₂ N ₃	?
2-8	0.5	1273	UPd ₃ U ₂ N ₃	?
2-9	0.5	1673	UPd ₃ U ₂ N ₃	
2-10	0.75	1173	U ₂ N ₃	?
2-11	0.75	1273	UPd ₃ U ₂ N ₃	?
2-12	0.75	1673	UPd ₃ U ₂ N ₃	
2-13	N ₂ -flow	1173	U ₂ N ₃	?
2-14	N ₂ -flow	1273	UPd ₃ U ₂ N ₃	?
2-15	N ₂ -flow	1673	UPd ₃ U ₂ N ₃	?

?: unidentified product.

type compounds could not be detected in the reactions between UN and Ru and between UN and Rh.

3.2. The reaction behavior between UN and Pd

The experimental conditions and the results of a series of reactions between UN and Pd with the molar ratio of 1:3 are shown in Table 2. A compound which cannot be identified from the X-ray diffraction data was observed in addition to UPd₃. Fig. 5(a) shows the X-ray diffraction pattern of the product in Run No. 2-14. The pattern consists of the peaks of UPd₃, U₂N₃ and the unidentified compound. Since the starting mixture contained UN and

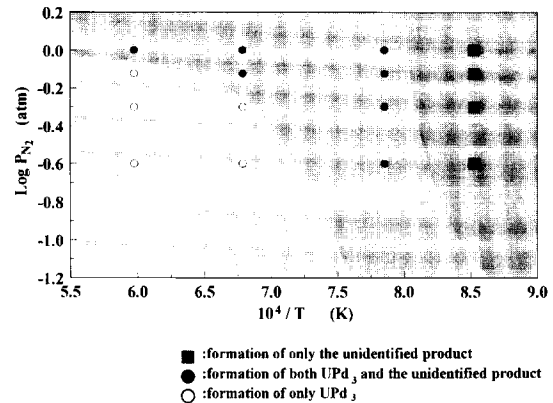


Fig. 6. Effect of nitrogen pressure on UPd₃ formation as a function of temperature.

Pd with the molar ratio of 1:3 and the products contained U₂N₃ in addition to UPd₃, this unidentified product is considered to be the intermetallic compound between U and Pd, which have a higher Pd content than UPd₃.

The results of X-ray diffraction and EDXA analyses for the reaction products obtained from UN and Pd with the molar ratio of 1:3 are summarized in Fig. 6. In this figure, the open circle shows the formation of only UPd₃, the closed circle shows the formation of both UPd₃ and unidentified product, and the closed square shows the formation of only the unidentified product. It is found that the unidentified product forms at lower temperature and at higher nitrogen pressure than UPd₃.

3.3. Determination of the unidentified product

According to the phase diagram for the U–Pd system [8] (Fig. 7), the compounds which have the higher Pd contents than UPd₃ are UPd₄ and UPd₈. ASTM cards

Table 3
Experimental conditions and reactions for formation of the unidentified product

Run No.	Starting materials	Mixture ratio	Temperature (K)	Pressure (atm)	Result
3-1	UN Pd	1:4	1073	vacuum	× ₁
3-2	UN Pd	1:5	1073	vacuum	× ₁
3-3	UN Pd	2:11	1073	vacuum	× ₁
3-4	UN Pd	2:17	1073	vacuum	× ₁
3-5	UPd ₃ Pd	1:4 (20 at.% U)	1273	vacuum	○
3-6	UPd ₃ Pd	1:4.3 (19 at.% U)	1273	vacuum	○
3-7	UPd ₃ Pd	1:4.6 (18 at.% U)	1273	vacuum	○
3-8	UPd ₃ Pd	1:5 (16.7 at.% U)	1273	vacuum	× ₂
3-9	UPd ₃ Pd	2:11 (15.4 at.% U)	1273	vacuum	× ₂

×₁: X-ray diffraction pattern is too broad for identification.

×₂: no formation of the unidentified product.

○: formation of only the unidentified product.

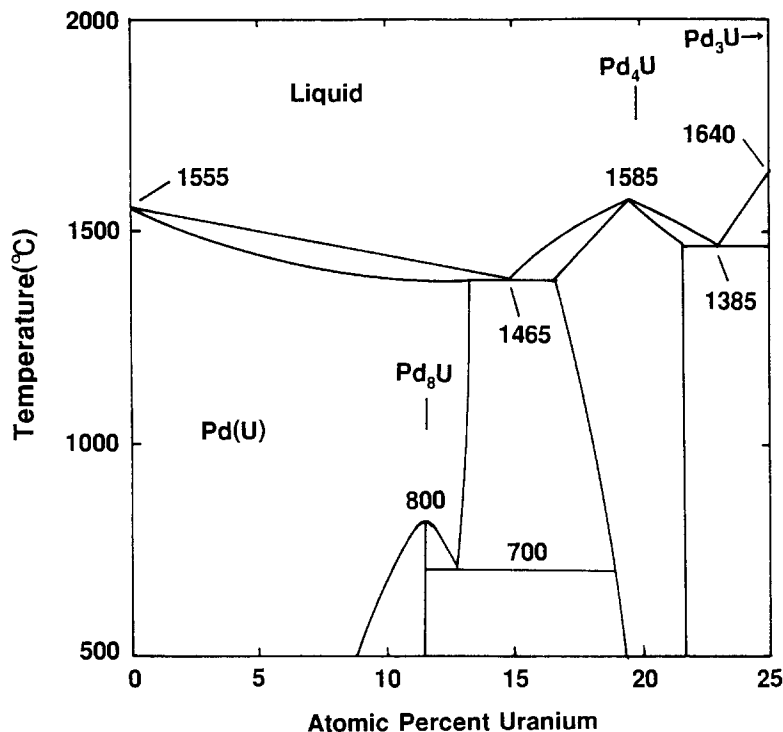


Fig. 7. The partial phase diagram for the U-Pd system [8].

concerning U-Pd intermetallic compounds do not exist. The detailed structural analysis data of UPd₃ (TiNi₃ type structure) is reported [9], but that of UPd₄ (Cu₃Au type structure) and UPd₈ (tetragonal) are not reported. It is scarcely reported that the intermetallic compounds except for the UMe₃ type compound were formed in the reactions of UN with platinum-family metals.

In order to determine the composition of the unidentified product, first, the reaction experiments between UN and Pd with several molar ratios larger than 3 were carried out. But the X-ray diffraction peaks of the reaction products were very broad, so that the identifications could not be carried out. Next, the reactions between pure UPd₃, which was produced from the reaction of UN with Pd, and Pd with several different molar ratios were carried out. The results are summarized in Table 3 with the experimental conditions. The pure unidentified compound was obtained when the mixture of UPd₃ and Pd containing 18 to 20 at.% U were heated at 1273 K in vacuum. The X-ray diffraction pattern of the product in Run No. 3-7 is shown in Fig. 5(b). Fig. 5(c) shows the peak positions of Cu₃Au. From this figure it is suggested that the unidentified compound has a Cu₃Au type structure with the lattice constant of 0.4060 nm (for UPd_{4.6}). Therefore it can be concluded that the UPd_{4.0-4.6} phase with Cu₃Au type structure is formed in addition to UPd₃ during the reaction of UN with Pd. The structure refinement of the UPd_{4.0-4.6} phase with Cu₃Au type structure is now in progress.

4. Conclusion

The experiments for the reactions between UN and Ru, Rh or Pd at several different nitrogen pressures and temperatures were carried out. The products were identified by X-ray diffraction and EPMA.

From the reactions between UN and Ru and between UN and Rh with the molar ratio of 1:3, URu₃ and URh₃ were produced as the intermetallic compounds, respectively. These compounds were formed in the region of temperature and nitrogen pressure where both the compounds are thermodynamically stable, although URh₃ was not produced below 1027 K.

In the reaction between UN and Pd, a compound which cannot be identified from the X-ray diffraction data was formed in addition to UPd₃. The pure unidentified compound which has the Cu₃Au type structure was obtained when the mixtures of UPd₃ and Pd containing U from 18 to 20 at.% were heated at 1273 K in vacuum. Thus in the reaction of UN and Pd, the UPd₄ phase with the Cu₃Au type structure is formed in addition to UPd₃.

References

- [1] E. Smailos, Kernforschungszentrum Karlsruhe Report, KFK-1953, 1974.
- [2] R.B. Matthews, Ceram. Bull. 71 (1992) 96.

- [3] G. Wijbenga, E.H.P. Cordfunke, *J. Chem. Thermodyn.* 14 (1982) 409.
- [4] G. Wijbenga, *J. Chem. Thermodyn.* 14 (1982) 483.
- [5] E.H.P. Cordfunke, R.P. Muis, G. Wijbenga, *J. Chem. Thermodyn.* 17 (1985) 1035.
- [6] K.T. Jacob, M.S. Chandrasekharaiah, *Z. Metallkd.* 81 (1990) 509.
- [7] Japan Thermal Measurement Society, *Thermodynamics Data Base for Personal Computer MALT1*, 1985.
- [8] G.I. Terekhov, S.I. Sinyakova, M.V. Vendernikov, O.S. Ivanov, in: *Phys. Chem. Alloys Refr. Compds. Th and U*, ed. O.S. Ivanov (Academy of Sciences of the USSR, Moscow, 1968; Engl. Transl, Jerusalem, 1972) p. 118.
- [9] T.J. Heal, G.I. Williams, *Acta Crystallogr.* 8 (1955) 494.